



For Feed Water and Oil

# FLOWPET-5G

- Improved Visibility
- Easy Operation
- User-Intuitive
- Extensive Output Capability
- Replaceable Battery



# TO THE 5TH GENERATION

## EVOLUTION

### Hard to get dirty Display & Robust Switch Placement

By placing the switches on the back of the display:

- Display size is maximized
- Prevent erroneous operation from accidentally touching the switches
- Switch operation can be done without touching the front display: the display will be kept clean
- Highly durable against oil with the back material made of glass reinforced resin



### User-Friendly Front Cover Structure


The front cover latches on the indentation on the body

- Unlike hinges, the front cover can be fixed at desired position (top or bottom)
- Prevent losing or dropping the cover during battery replacement



### Easy Battery Replacement

Battery replacement made easy without the need to remove the meter from the pipe.



### Battery Icon

- Normally off
- Displays when the battery is low to suggest battery replacement

### Alarm Icons (up to 2)


- Normally off
- Displays when instantaneous flowrate meets alarm conditions (Up to 2 alarm conditions can be configured)

### Information Icon

- Displays when the current mode is different from the normal measurement mode
- Easy-to-confirm the current operating mode

### Flowrate Unit Display

- Easy-to-read large display (16-segment, 3-digit)
- Capable of displaying various units (L, kL, m<sup>3</sup>, ft<sup>3</sup>, g, kg, t, lb, etc.)
- Unit of time added while displaying instantaneous flowrate (l/min, l/h)



### Flowrate Display

- Easy-to-read large display (8-digit) of one of the following values (Displayed value can be switched by mode switch operation).
  - (1) Accumulated total
  - (2) Instantaneous flowrate (per hour)
  - (3) Instantaneous flowrate (per minute)
  - (4) Resettable total


### Flow Indicator (10-segment)

- Bar length changes based on instantaneous flowrate (%)
- Allows user to intuitively check flowrate from a distance

## Adjustable Register Angle

Register angle is adjustable over a 150° range


- Display angle can be adjusted to easy-to-read position regardless of installation location
- Easy to adjust the display angle even after changing installation orientation or location



## Extensive Output Capability and Reinforced Protection


Improved electronic circuit while maintaining the reasonable price

- 4 kinds of output specifications available: pulse output, analog output, alarm output, and analog+pulse/alarm output
- "Overcurrent prevention circuit" added to power/output circuit protects the meter from current overload due to erroneous wiring



## Complete Compatibility with the Previous Model

Retrofitting the new electronics unit on an existing FLOWPET is easy without the need to remove the meter from the pipe.



## GENERAL SPECIFICATIONS

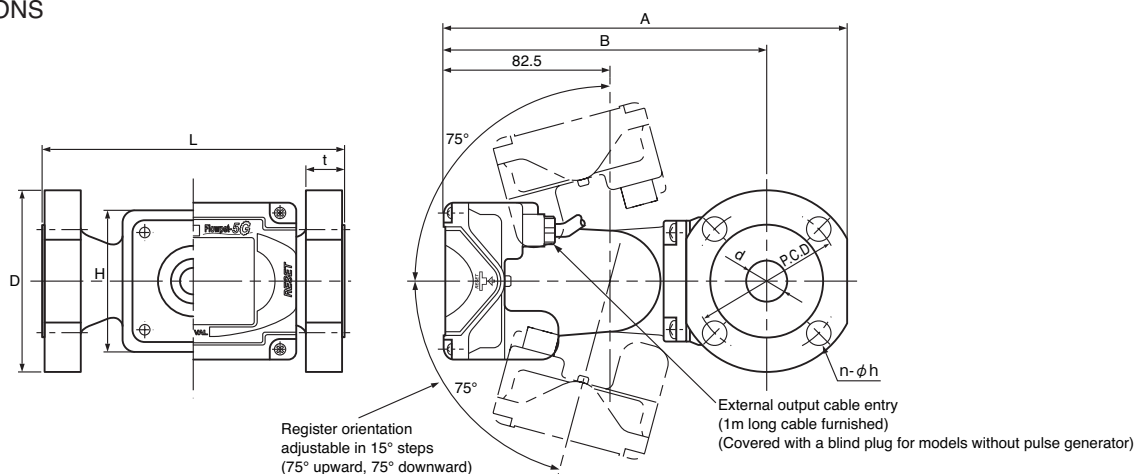
Item	Description					
LCD display	7-segment, 8-digit with 14mm characters, unit display, low battery alarm, and flow indicator (10-segment)					
Power source	Lithium battery or external power source • Lithium battery: 3.6V dedicated battery pack, Battery life: 8 years (varies with operating conditions), Storage life: 10 years • External power source: 12 to 50VDC±10% (Pulse output: Current capacity 10mA or more, Analog output: Current capacity 30mA or more)					
Display item	Total flow, instantaneous flowrate ( $l/h$ or $l/min$ ), and resettable total flow					
Output signal (for model with a pulse generator)	Open collector, Allowable current: 20mA, Maximum voltage applied: 30V					
	<table border="1"> <thead> <tr> <th>Factored pulse</th> <th>Unfactored pulse</th> <th>Analog output</th> </tr> </thead> <tbody> <tr> <td>Pulse width: 1ms, 50ms, 100ms, 250ms</td> <td>Pulse width: 2ms (fixed)</td> <td>4 to 20mA</td> </tr> </tbody> </table>	Factored pulse	Unfactored pulse	Analog output	Pulse width: 1ms, 50ms, 100ms, 250ms	Pulse width: 2ms (fixed)
Factored pulse	Unfactored pulse	Analog output				
Pulse width: 1ms, 50ms, 100ms, 250ms	Pulse width: 2ms (fixed)	4 to 20mA				
Temperature range	Fluid temperature: 0 to +120°C (High temperature service: 0 to +150°C), Ambient temperature: -10 to +60°C					
Maximum operating pressure	1.18MPa (Flange rating: JIS 10K RF)					
Accuracy	Oil service: ±0.5% of RD    Water service: ±1% of RD					

## FLOW RANGE

### Flow Range for Oil Service

Model	Nominal Size mm	Flow Range, L/h			Pressure Loss (kPa) at Maximum Flowrate	
		Kerosene (Above 0.8mPa·s to 2mPa·s)	Gas Oil (heavy oil A) (Above 2mPa·s to 5mPa·s)	Heavy oil (Above 5mPa·s to 200mPa·s)	Kerosene 1.2mPa·s	Heavy oil 19mPa·s
LS4976-5□□ <sup>A</sup> <sub>B</sub>	20	10 to 800	7 to 800	5 to 800	32	47
LS5076-5□□ <sup>A</sup> <sub>B</sub>	20	150 to 1600	80 to 2000	50 to 2000	14	40
LS5276-5□□ <sup>A</sup> <sub>B</sub>	25	300 to 3000	150 to 3800	80 to 3800	13	56
LS5376-5□□ <sup>A</sup> <sub>B</sub>	40	600 to 5000	300 to 6400	150 to 6400	13	30
LS5576-5□□ <sup>A</sup> <sub>B</sub>	40	1200 to 11000	600 to 14000	400 to 14000	25	54
LS5676-5□□ <sup>A</sup> <sub>B</sub>	50	2000 to 20000	1400 to 24000	900 to 24000	27	55

## OUTLINE DIMENSIONS



Model	Nominal Size d	Flange Rating	L	A	B	H	JIS 10K RF Flange				Approx. Weight (kg)
							D	t	P.C.D	n-φh	
LS4976-5□□ <sup>A</sup> <sub>B</sub>	20	JIS 10K RF	150	205.5	160.5	66	100	18	75	4-15	3.3
		ASME 150 RF	140								
LS5076-5□□ <sup>A</sup> <sub>B</sub>	20	JIS 10K RF	150	210.5	165.5	66	100	18	75	4-15	4.3
		ASME 150 RF	140								
LS5276-5□□ <sup>A</sup> <sub>B</sub>	25	JIS 10K RF	225	223.5	168.5	96	125	18	90	4-19	6.3
		ASME 150 RF	218								
LS5376-5□□ <sup>A</sup> <sub>B</sub>	40	JIS 10K RF	225	237.5	179.5	96	140	20	105	4-19	7.8
		ASME 150 RF	221								
LS5576-5□□ <sup>A</sup> <sub>B</sub>	40	JIS 10K RF	230	242.5	184.5	124	140	20	105	4-19	9.8
		ASME 150 RF	225								
LS5676-5□□ <sup>A</sup> <sub>B</sub>	50	JIS 10K RF	250	260.5	188.5	146	155	20	120	4-19	14.6
		ASME 150 RF	250								

The specification as of February, 2021 is stated in this catalog. Specifications and design are subject to change without notice.



# OVAL Corporation

3-10-8 Kamiochiai, Shinjuku-ku, Tokyo 161-8508  
 Phone: 81-3-3360-5121 FAX: 81-3-3365-8605

<https://www.oval.co.jp/english>

